




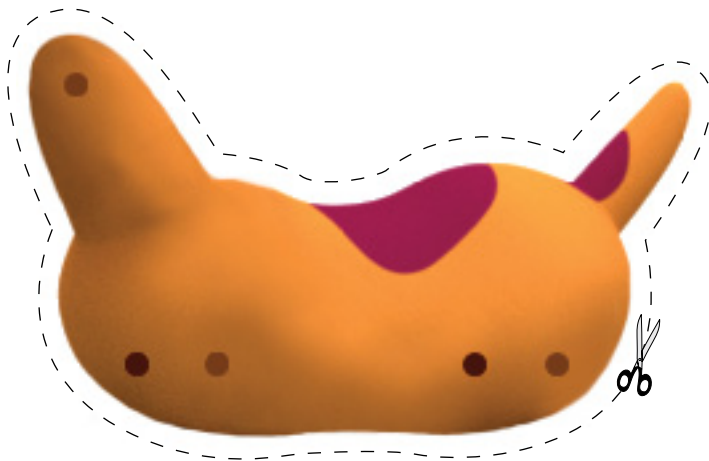





Loula's puppet



Instructions for Parents

- 1 What you will need:
 - scissors
 - popsicle stick
 - glue
 - round-head brass fasteners
- 2 Cut out Loula's body parts just inside the dotted line.
- 3 Use the round-head brass fasteners to attach her body parts.
- 4 Glue the popstick stick to Loula to make puppet.

Get your Mum or Dad to help you and put Loula back together again!