
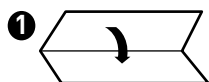




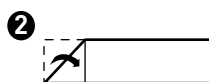
# Air mail plane



## Instructions for parents



1 Cut the sheet and fold it in half



2 Fold the short edge of one side down to the first fold (to produce a 45° angle). Do the other side too.



3 Fold down the new fold you have created to the original fold you did. Repeat for the other side.



4 Do again for both sides.



5 Hold Centre and open wings out. Now it's ready to throw!

PRINTABLE #018